

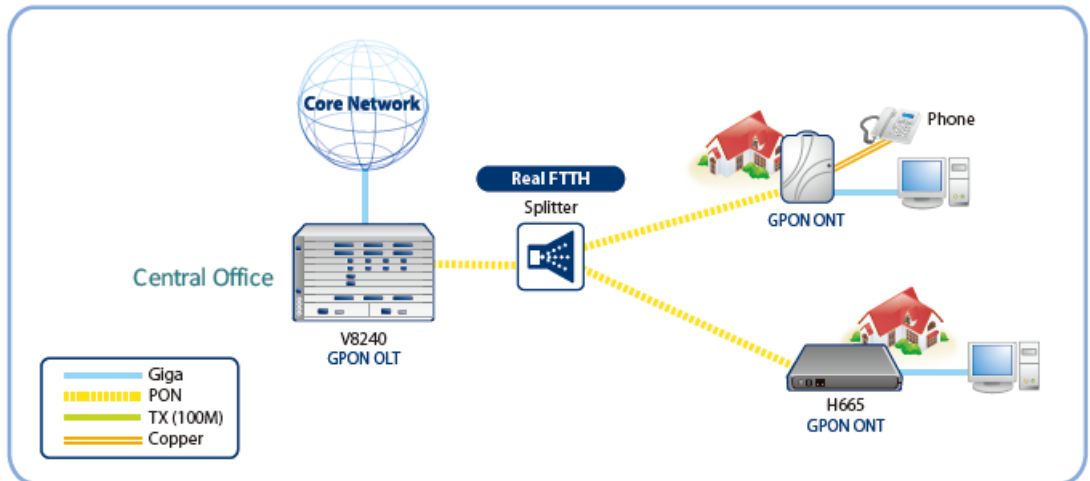
- Product Overview***
- Service Scenario for PON
- Interface Layout
- Operating Status LEDs
- Product Specifications***
- Capabilities
- Physical Specifications
- Ordering Information***

Product Overview

The H665 is Optical Network Terminal (ONT) compliant with ITU-T G.984 standard. DASAN Networks has developed H665 for all clients on the basis of Gigabit Passive Optical Network (GPON) technology. GPON technology supports upstream 1.25Gbps and downstream 2.5Gbps data transmission rate. With DASAN's leading-edge GPON technology, users can enjoy bandwidth-consuming multimedia services such as real-time video, audio and gaming much easier and faster than ever before.

The H665 is comprised of one GPON uplink port and one Gigabit Ethernet downlink port supporting 10/100/1000Base-T (RJ45). The H665 supports high speed internet access service.

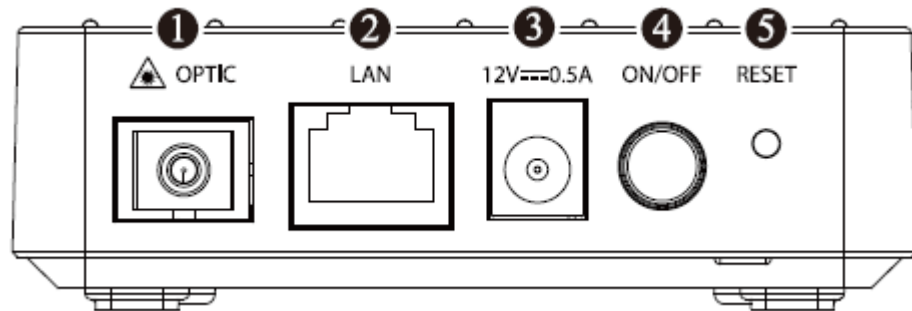
Service Scenario for PON



A PON consists of an Optical Line Termination (OLT) located at the Central Office. Optical Network Terminals (ONTs) located at the customer's premises. Between them is the optical distribution network (ODN) comprised of fibers and passive optical splitters or couplers. A splitter is a device that divides an optical signal into two or more signals. The OLT connects the PON to the IP network that controls and manages the PON clients. ONT connects the user-specific network. The ONT can be utilized by a single subscriber or used as a multi-dwelling gateway for a local network.

Interface Layout

The following diagram shows the interface layout of the product.

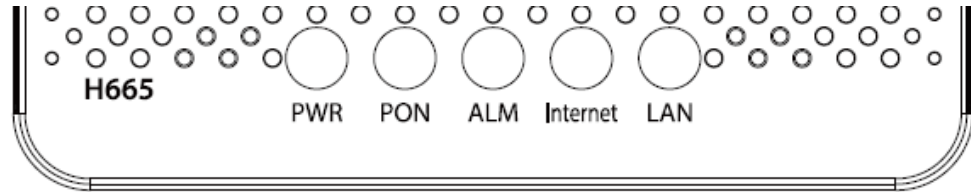


The following table describes each interface as indicated in the diagram above.

Interface Name	Description	Connector Type
① OPTICAL port	Connect to the OLT via a passive optical splitter 1 x GPON uplink interface	SC/APC
② LAN port	Connect to the PC or LAN 1 x 10/100/1000Base-T interface for data communication	RJ45
③ POWER port	Connect the external power supply	AC/DC adapter
④ ON/OFF Button	Turn on/off the unit	-
⑤ Reset Button	Reboot the unit	-

Operating Status LEDs

The status of the ONT is indicated by the LEDs located on the front of unit. LED indicators illuminate to show normal ONT operation, and will blink and/or turn off to indicate the current status or errors. Refer to the following table for details of each LED state.



Label	Color	Status	Description
POWER	Green	On	The system is turned on.
		Off	The system is turned off.
PON	Red	On	No optic signal. And the unit has not been registered
	Green	On	Optic signal normal. Normally registered.
		Blink	Firmware being downloaded. DO NOT turn off the unit.
ALARM	Red	On	No optical signal, firmware update fail or other faults.
		Blink	BIP errors were detected. Check that optic cable is in good condition and fully inserted.
	Orange	Blink	Loopback test being performed.
	Off		ONT normally operating.
Internet	Green	On	In service
		Off	No in service
LAN	Green	On	The 1G link is up.
		Blink	The 1G transmit or receive activity is present on the service port.
	Orange	On	The 100M link is up.
		Blink	The 100M transmit or receive activity is present on the service port.
	Red	On	The 10M link is up on LAN interface.
		Blink	The 10M transmit or receive activity is present on the service port.
Off		The link is down.	

Product Specifications

Capabilities

System

- 128MB Flash Memory
- 128MB SDRAM
- GPON Interface Capacity:
Up 1.25Gbps / Down 2.5Gbps
 - Bidirectional Optical Sub Assembly (BOSA) type module
- Receiving optical sensitivity:
Better than -28dBm

GPON ONT

- ITU-T G.984 x compliant
- Forward Error Correction (FEC)
- Support Advanced Encryption Standard (AES)
- Multiple T-CONTs/GEM ports per device
- Flexible mapping between GEM port and T-CONT
- Support Single /Multiple T-CONT(s) mode
- Priority queues and scheduling on Upstream
- Activation with automatic discovered Serial Number and password
- Dying Gasp

L2 Switch

- Untagged port configuration
- IEEE802.1D and IEEE802.1Q bridging
- Standard Ethernet bridging
- MAC address learning with auto aging and filtering

Multicast

- IGMP snooping

Quality of Service

- HW-based internal IEEE 802.1p (CoS)
- Strict Priority (SP)
- 802.1Q (VLAN tag) QoS mapping, ToS/CoS
- 8 queues per port

Management

- ITU_T 984.4 compliant with OMCI interface
- IEEE802.3x flow control
- LED indications for maintenance

VLAN

- VLAN port filtering
- Destination address port filtering

Physical Specifications

Mechanics

- Dimensions (W x H x D)
3.43 x 1.06 x 3.35 in (87 x 27 x 85 mm)

Environmental Conditions

- Operating temperature
23 to 122°F (-5 to 50°C)
- Operating humidity
20 to 90% (non-condensing)

Power Voltage (Adapter)

- Input: 100-240VAC, 50/60Hz
- Output: 12VDC/0.5A

Interface Parameter

- GPON i/f
1 GPON (SC/APC type)
- Gigabit Ethernet i/f
1 10/100/1000Base-T (RJ45)

Operating Indicators

- POWER: ON / OFF
Power status
- PON: ON / Blink
ONT registration, optical power status
- ALARM: ON / Blink / OFF,
Optical Signal status
- Internet: ON / OFF,
Service status
- LAN: ON / Blink / OFF,
LAN port link status,
Activity status

Ordering Information

Base Standard

H665

- 1-Port G-PON (Class B+, ITU-T G.984), 1-Port 10/100/1000Base-T
- Flash 128MB and SDRAM 128MB
- SC/APC Connector type
- Power Adaptor : Input 100~240VAC, Output 12V/0.5A

DASAN Networks, Inc.

DASAN Tower, 49, Daewangpangyo-ro644Beon-gil, Bundang-gu, Seongnam-si, Gyeonggi-do, 463-400, KOREA
Tel. +82-70-7010-1000 Fax. +82-31-622-6501 www.dasannetworks.com